














-   
**HEIGHT**  
6FT 8IN
-   
**LENGTH**  
11FT 8IN
-   
**WIDTH**  
5FT
-   
**BED W X L**  
4FT 6IN X 5FT 3IN
-   
**RANGE**  
⚡50+ / 🛞 200+ MILES
-   
**TOP SPEED**  
⚡35 / 🛞 65MPH
-   
**PULL CAP.**  
4500LBS
-   
**LIFT CAP.**  
1200LBS
-   
**2" HITCH**  
2200LBS
-   
**LOAD CAP.**  
2200LBS

Travel into the deepest reaches of the wilderness, endure the most unforgiving weather and terrain and return home fully loaded with stories and bounty from your excursion. The Electric UTV by TUATARA Manufacturing is a purpose-built electric vehicle with steel construction and standard features that can't be found anywhere else. It also boasts a battery management system and drivetrain designed to outperform and outdistance an internal combustion engine. Like you, it was built for the wild.



# POWERFUL ZERONOX<sup>®</sup> BATTERY SYSTEM

We guarantee its endurance, reliability and resilience for years to come.

-   
 NO BATTERY MAINTENANCE CLEANINGS OR SERVICE REQ.
-   
 3.5HR RAPID CHARGE & OPPORTUNITY CHARGING
-   
 DOUBLE YOUR BATTERY RANGE  
 16kwh **PRO BATTERY**  
 23kwh **PRO X BATTERY**
-   
 RESILIENT IN ALL CLIMATE & WEATHER CONDITIONS
-   
 10 YEAR EXTENDED BATTERY WARRANTY





# TUATARA



# TUATARA



## ELECTRIC

POWERED BY  
**ZERONOX**  
ADVANCED POWERTRAIN TECHNOLOGY

## GAS



### POWER & PERFORMANCE

<b>Model:</b>	Tuataras 1500E
<b>Top Speed:</b>	35 mph (Adjustable)
<b>Motor:</b>	15kW / 108V
<b>Max. Torque (Nm):</b>	90
<b>Cooling System:</b>	Liquid Cooled Motor
<b>Battery Type:</b>	ZeroNox Lithium Iron Phosphate
<b>Battery Size:</b>	13 kWh
<b>Charge Time (110V):</b>	6+ HRS
<b>Charge Time (220V):</b>	3.5 HRS
<b>Transmission:</b>	Automatic
<b>Final Drive:</b>	Shaft drive, 2WD & 4WD selectable, differential lock front and rear individually selectable



### POWER & PERFORMANCE

<b>Model:</b>	Tuataras 1000 EFI
<b>Top Speed:</b>	65 mph
<b>Horse Power:</b>	69
<b>Max. Torque (Nm):</b>	93
<b>Cooling System:</b>	Liquid Cooled
<b>Final Drive:</b>	2WD or 4WD Selectable Rear & Front Differential Locks
<b>Engine Model:</b>	Chery In-Line Vertical, Three Cylinder Water Cooled, DOHC, 12 Valve
<b>Fuel Grade:</b>	High Octane Fuel ( <b>91 or Better</b> )
<b>Starter:</b>	12v Electric
<b>Transmission:</b>	Manual (5 Forward, 1 Reverse)
<b>Clutch:</b>	Hydraulic

BOTH MODELS INCLUDE



### CAPACITY

<b>Fuel Capacity:</b>	13.21 Gallons
<b>Oil Capacity:</b>	3.5L (with filter)
<b>Seats with Seat belts:</b>	3 People
<b>Hitch Capacity:</b>	2,000 lbs
<b>Winch Pulling Capacity:</b>	3,000 lbs
<b>Towing Capacity:</b>	2,200 lbs
<b>Gross Vehicle Weight Rating:</b>	4,550 lbs
<b>Total Load Capacity:</b>	2,170 lbs
<b>Cargo Bed:</b>	1,200 lbs
<b>Front Rack:</b>	330 lbs
<b>Roof Rack:</b>	110 lbs
<b>Passengers:</b>	530 lbs



### MATERIAL

<b>Construction:</b>	Steel
<b>Tires:</b>	26 x 11 - 12 CST (All Terrain)
<b>Suspension (Front):</b>	Independent Wishbone with Preload Adjustable
<b>Suspension (Rear):</b>	Independent Double Wishbone with Preload Adjustable
<b>Brakes:</b>	Dual Independent Hydraulic Disc Brakes



### DIMENSIONS

<b>Vehicle Weight (Empty):</b>	2,380 lbs
<b>Ground Clearance:</b>	12"
<b>Wheel Base:</b>	97"
<b>Overall Height:</b>	6' 9"
<b>Overall Width:</b>	5' 1"
<b>Overall Length:</b>	10' 8"
<b>Bed Width:</b>	5' 1"
<b>Bed Length:</b>	5' 6"
<b>Bed Height:</b>	11"



**ZERONOX**